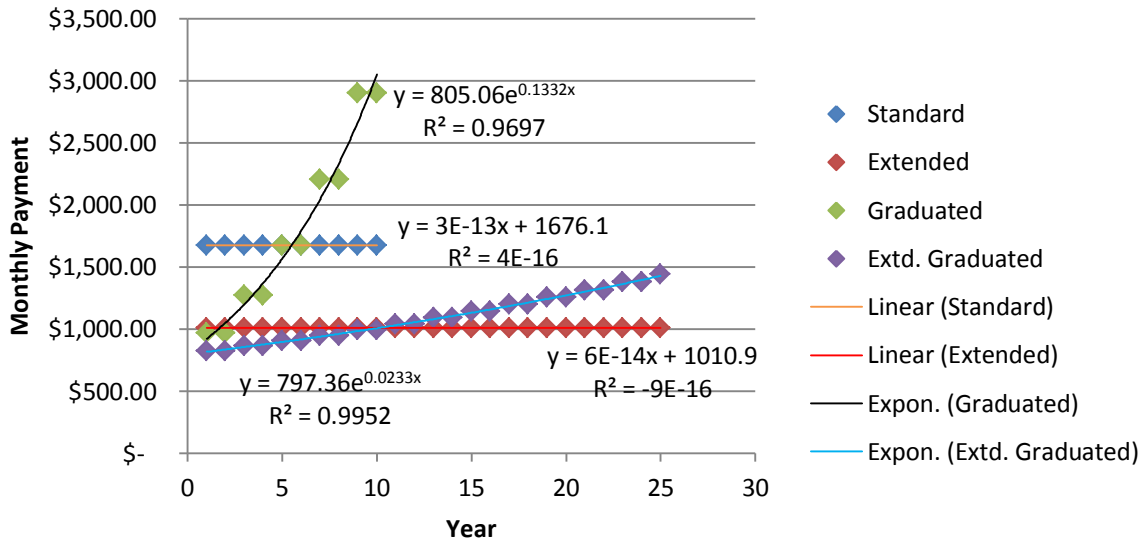


Different Loan Plans for CC and MSU

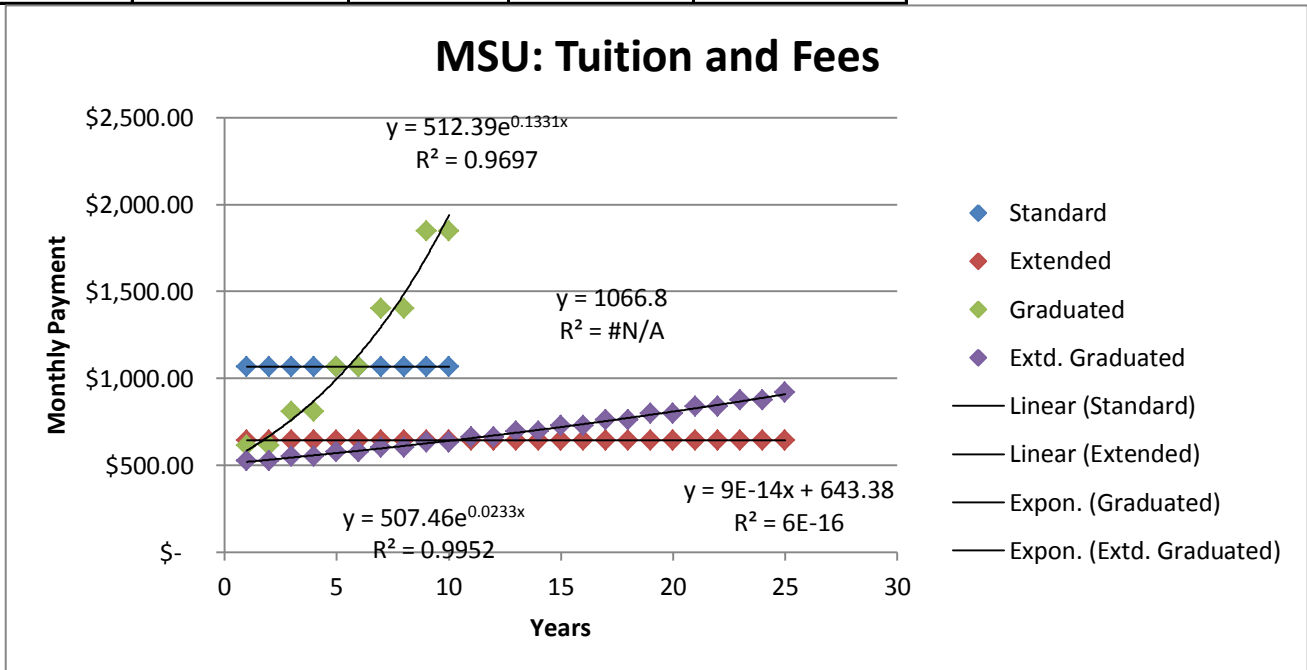
| MSU | Tuition, fees, room and board | Loan Total: | \$ 145,649.20 | | |
|------|-------------------------------|-------------|---------------|-----------------|--|
| Year | Standard | Extended | Graduated | Extd. Graduated | |
| 1 | \$ 1,676.14 | \$ 1,010.91 | \$ 966.82 | \$ 825.35 | |
| 2 | \$ 1,676.14 | \$ 1,010.91 | \$ 966.82 | \$ 825.35 | |
| 3 | \$ 1,676.14 | \$ 1,010.91 | \$ 1,272.41 | \$ 864.74 | |
| 4 | \$ 1,676.14 | \$ 1,010.91 | \$ 1,272.41 | \$ 864.74 | |
| 5 | \$ 1,676.14 | \$ 1,010.91 | \$ 1,674.59 | \$ 906.01 | |
| 6 | \$ 1,676.14 | \$ 1,010.91 | \$ 1,674.59 | \$ 906.01 | |
| 7 | \$ 1,676.14 | \$ 1,010.91 | \$ 2,203.89 | \$ 949.25 | |
| 8 | \$ 1,676.14 | \$ 1,010.91 | \$ 2,203.89 | \$ 949.25 | |
| 9 | \$ 1,676.14 | \$ 1,010.91 | \$ 2,900.46 | \$ 994.56 | |
| 10 | \$ 1,676.14 | \$ 1,010.91 | \$ 2,900.46 | \$ 994.56 | |
| 11 | | \$ 1,010.91 | | \$ 1,042.03 | |
| 12 | | \$ 1,010.91 | | \$ 1,042.03 | |
| 13 | | \$ 1,010.91 | | \$ 1,091.76 | |
| 14 | | \$ 1,010.91 | | \$ 1,091.76 | |
| 15 | | \$ 1,010.91 | | \$ 1,143.87 | |
| 16 | | \$ 1,010.91 | | \$ 1,143.87 | |
| 17 | | \$ 1,010.91 | | \$ 1,198.47 | |
| 18 | | \$ 1,010.91 | | \$ 1,198.47 | |
| 19 | | \$ 1,010.91 | | \$ 1,255.67 | |
| 20 | | \$ 1,010.91 | | \$ 1,255.67 | |
| 21 | | \$ 1,010.91 | | \$ 1,315.60 | |
| 22 | | \$ 1,010.91 | | \$ 1,315.60 | |
| 23 | | \$ 1,010.91 | | \$ 1,378.39 | |
| 24 | | \$ 1,010.91 | | \$ 1,378.39 | |
| 25 | | \$ 1,010.91 | | \$ 1,444.18 | |

MSU: Tuition, Fees, Room & Board



Different Loan Plans for CC and MSU

| MSU | Tuition and Fees | Loan Total: \$ 92,695.98 | | |
|------|------------------|--------------------------|-------------|-----------------|
| Year | Standard | Extended | Graduated | Extd. Graduated |
| 1 | \$ 1,066.75 | \$ 643.38 | \$ 615.31 | \$ 525.28 |
| 2 | \$ 1,066.75 | \$ 643.38 | \$ 615.31 | \$ 525.28 |
| 3 | \$ 1,066.75 | \$ 643.38 | \$ 809.80 | \$ 550.35 |
| 4 | \$ 1,066.75 | \$ 643.38 | \$ 809.80 | \$ 550.35 |
| 5 | \$ 1,066.75 | \$ 643.38 | \$ 1,065.76 | \$ 576.62 |
| 6 | \$ 1,066.75 | \$ 643.38 | \$ 1,065.76 | \$ 576.62 |
| 7 | \$ 1,066.75 | \$ 643.38 | \$ 1,401.62 | \$ 604.14 |
| 8 | \$ 1,066.75 | \$ 643.38 | \$ 1,401.62 | \$ 604.14 |
| 9 | \$ 1,066.75 | \$ 643.38 | \$ 1,845.93 | \$ 632.98 |
| 10 | \$ 1,066.75 | \$ 643.38 | \$ 1,845.93 | \$ 632.98 |
| 11 | | \$ 643.38 | | \$ 663.19 |
| 12 | | \$ 643.38 | | \$ 663.19 |
| 13 | | \$ 643.38 | | \$ 694.85 |
| 14 | | \$ 643.38 | | \$ 694.85 |
| 15 | | \$ 643.38 | | \$ 728.02 |
| 16 | | \$ 643.38 | | \$ 728.02 |
| 17 | | \$ 643.38 | | \$ 762.77 |
| 18 | | \$ 643.38 | | \$ 762.77 |
| 19 | | \$ 643.38 | | \$ 799.18 |
| 20 | | \$ 643.38 | | \$ 799.18 |
| 21 | | \$ 643.38 | | \$ 837.33 |
| 22 | | \$ 643.38 | | \$ 837.33 |
| 23 | | \$ 643.38 | | \$ 877.30 |
| 24 | | \$ 643.38 | | \$ 877.30 |
| 25 | | \$ 643.38 | | \$ 919.17 |

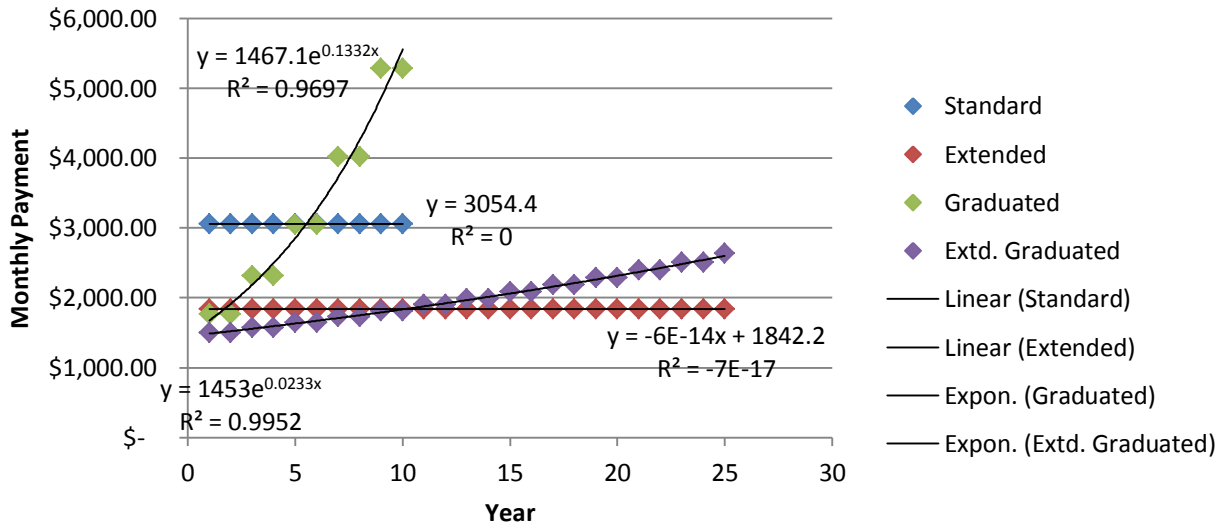


Different Loan Plans for CC and MSU

| | | | |
|-----------|---|--------------------|---------------|
| CC | Tuition, Fees, Room, and Board | Loan Total: | \$ 265,417.60 |
|-----------|---|--------------------|---------------|

| Year | Standard | Extended | Graduated | Extd. Graduated |
|------|-------------|-------------|-------------|-----------------|
| 1 | \$ 3,054.43 | \$ 1,842.19 | \$ 1,761.84 | \$ 1,504.03 |
| 2 | \$ 3,054.43 | \$ 1,842.19 | \$ 1,761.84 | \$ 1,504.03 |
| 3 | \$ 3,054.43 | \$ 1,842.19 | \$ 2,318.72 | \$ 1,575.81 |
| 4 | \$ 3,054.43 | \$ 1,842.19 | \$ 2,318.72 | \$ 1,575.81 |
| 5 | \$ 3,054.43 | \$ 1,842.19 | \$ 3,051.61 | \$ 1,651.02 |
| 6 | \$ 3,054.43 | \$ 1,842.19 | \$ 3,051.61 | \$ 1,651.02 |
| 7 | \$ 3,054.43 | \$ 1,842.19 | \$ 4,016.15 | \$ 1,729.82 |
| 8 | \$ 3,054.43 | \$ 1,842.19 | \$ 4,016.15 | \$ 1,729.82 |
| 9 | \$ 3,054.43 | \$ 1,842.19 | \$ 5,285.52 | \$ 1,812.38 |
| 10 | \$ 3,054.43 | \$ 1,842.19 | \$ 5,285.52 | \$ 1,812.38 |
| 11 | | \$ 1,842.19 | | \$ 1,898.88 |
| 12 | | \$ 1,842.19 | | \$ 1,898.88 |
| 13 | | \$ 1,842.19 | | \$ 1,989.51 |
| 14 | | \$ 1,842.19 | | \$ 1,989.51 |
| 15 | | \$ 1,842.19 | | \$ 2,084.46 |
| 16 | | \$ 1,842.19 | | \$ 2,084.46 |
| 17 | | \$ 1,842.19 | | \$ 2,183.94 |
| 18 | | \$ 1,842.19 | | \$ 2,183.94 |
| 19 | | \$ 1,842.19 | | \$ 2,288.17 |
| 20 | | \$ 1,842.19 | | \$ 2,288.17 |
| 21 | | \$ 1,842.19 | | \$ 2,397.38 |
| 22 | | \$ 1,842.19 | | \$ 2,397.38 |
| 23 | | \$ 1,842.19 | | \$ 2,511.80 |
| 24 | | \$ 1,842.19 | | \$ 2,511.80 |
| 25 | | \$ 1,842.19 | | \$ 2,631.68 |

CC: Tuition, Fees, Room & Board



Different Loan Plans for CC and MSU

| | | | | |
|-------------|-------------------------|--------------------|------------------|------------------------|
| CC | Tuition and Fees | Loan Total: | \$ 200,538.80 | |
| Year | Standard | Extended | Graduated | Extd. Graduated |
| 1 | \$ 2,307.81 | \$ 1,391.88 | \$ 1,331.17 | \$ 1,136.39 |
| 2 | \$ 2,307.81 | \$ 1,391.88 | \$ 1,331.17 | \$ 1,136.39 |
| 3 | \$ 2,307.81 | \$ 1,391.88 | \$ 1,751.92 | \$ 1,190.63 |
| 4 | \$ 2,307.81 | \$ 1,391.88 | \$ 1,751.92 | \$ 1,190.63 |
| 5 | \$ 2,307.81 | \$ 1,391.88 | \$ 2,305.66 | \$ 1,247.46 |
| 6 | \$ 2,307.81 | \$ 1,391.88 | \$ 2,305.66 | \$ 1,247.46 |
| 7 | \$ 2,307.81 | \$ 1,391.88 | \$ 3,034.42 | \$ 1,307.00 |
| 8 | \$ 2,307.81 | \$ 1,391.88 | \$ 3,034.42 | \$ 1,307.00 |
| 9 | \$ 2,307.81 | \$ 1,391.88 | \$ 3,993.51 | \$ 1,369.38 |
| 10 | \$ 2,307.81 | \$ 1,391.88 | \$ 3,993.51 | \$ 1,369.38 |
| 11 | | \$ 1,391.88 | | \$ 1,434.74 |
| 12 | | \$ 1,391.88 | | \$ 1,434.74 |
| 13 | | \$ 1,391.88 | | \$ 1,503.22 |
| 14 | | \$ 1,391.88 | | \$ 1,503.22 |
| 15 | | \$ 1,391.88 | | \$ 1,574.96 |
| 16 | | \$ 1,391.88 | | \$ 1,574.96 |
| 17 | | \$ 1,391.88 | | \$ 1,650.13 |
| 18 | | \$ 1,391.88 | | \$ 1,650.13 |
| 19 | | \$ 1,391.88 | | \$ 1,728.89 |
| 20 | | \$ 1,391.88 | | \$ 1,728.89 |
| 21 | | \$ 1,391.88 | | \$ 1,811.40 |
| 22 | | \$ 1,391.88 | | \$ 1,811.40 |
| 23 | | \$ 1,391.88 | | \$ 1,897.85 |
| 24 | | \$ 1,391.88 | | \$ 1,897.85 |
| 25 | | \$ 1,391.88 | | \$ 1,988.43 |

